

- Legend
1. 30 mm thick MDF worktop with decorative high pressure laminate
 2. C shaped Metal frame, powder coated.
 3. 35mm thick continuous SW bearer fixed to wall. Provide 18 x250 mm deep laminated courtesy panel in case of free-standing unit.
 4. Desk mounted trunking where required or laminated upstand, core and finish to match worktop, height to match dado trunking
 5. Alternative position for dado trunking
 6. Possible radiator position.
 7. Desk grommet cover in colour to match worktop

Note:
Check room layout for position of pedestal units to fit between metal frame.

Minimum Standards for materials and finishes:

Core material for worktops, doors and carcasses:
Dry Fibre Board (MDF) to I.S. EN 622-5 Class E1 formaldehyde content tested to EN 120.
Moisture resistant board to I.S. EN 622-5 MDF-H, class E1 formaldehyde content tested to EN 120.

Core materials to be finished with plastic laminates to comply with I.S. EN 438, grade HGS/HGP (including vertical panels, shelves and doors).
Balancing laminate to be used in all cases.

Edges of all laminated panels (if not postformed) to be finished with solid colour laminate (2 mm thickness), PVC or hardwood edges to seal all edges.

Solid timber to comply with IS EN 942, Class J10.
FSC/PEFC chain of custody certification required for all timber and timber products, including MDF.

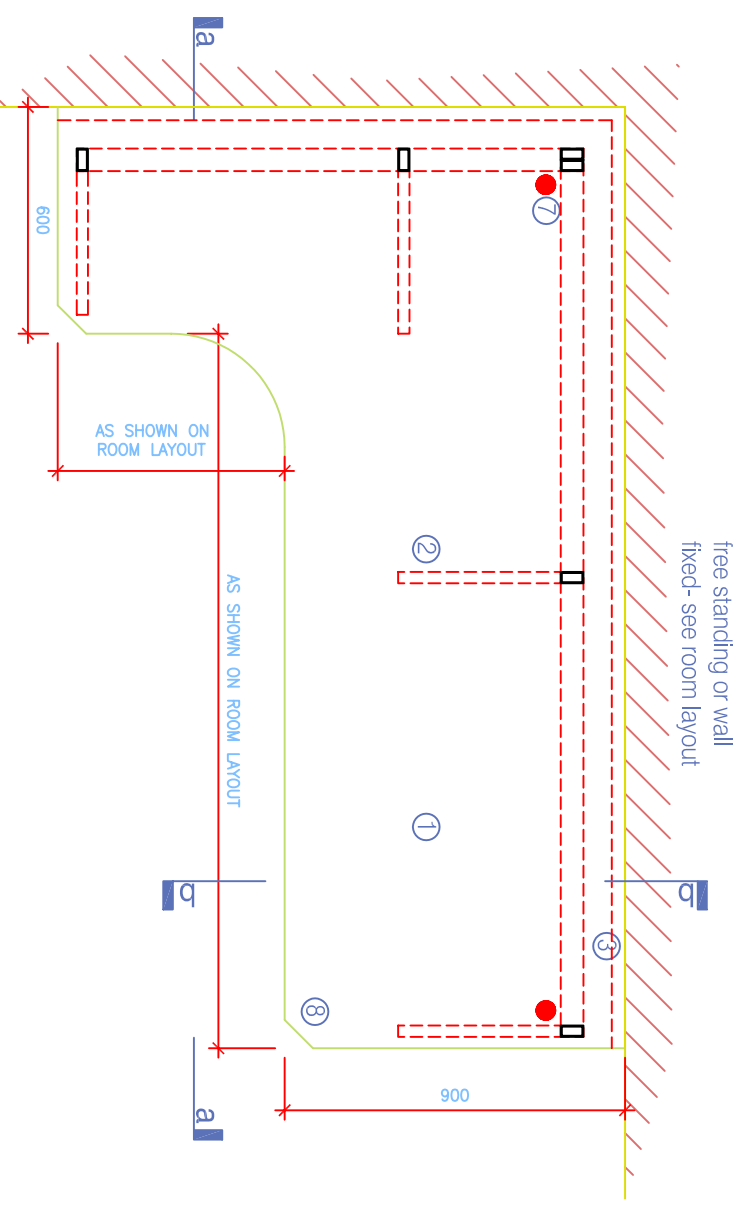
Metal frames:
Generally 60x30 mm mild steel frame with welded end caps and adjustable feet. Epoxy powder coated to selected RAL colour.

Ironmongery:
Stainless steel door handles, reversed fixed through doors. High quality stainless steel or nickel plated self-closing hinges (180°) and high quality cylinder style lock on masterkey system to suit the school's requirements.

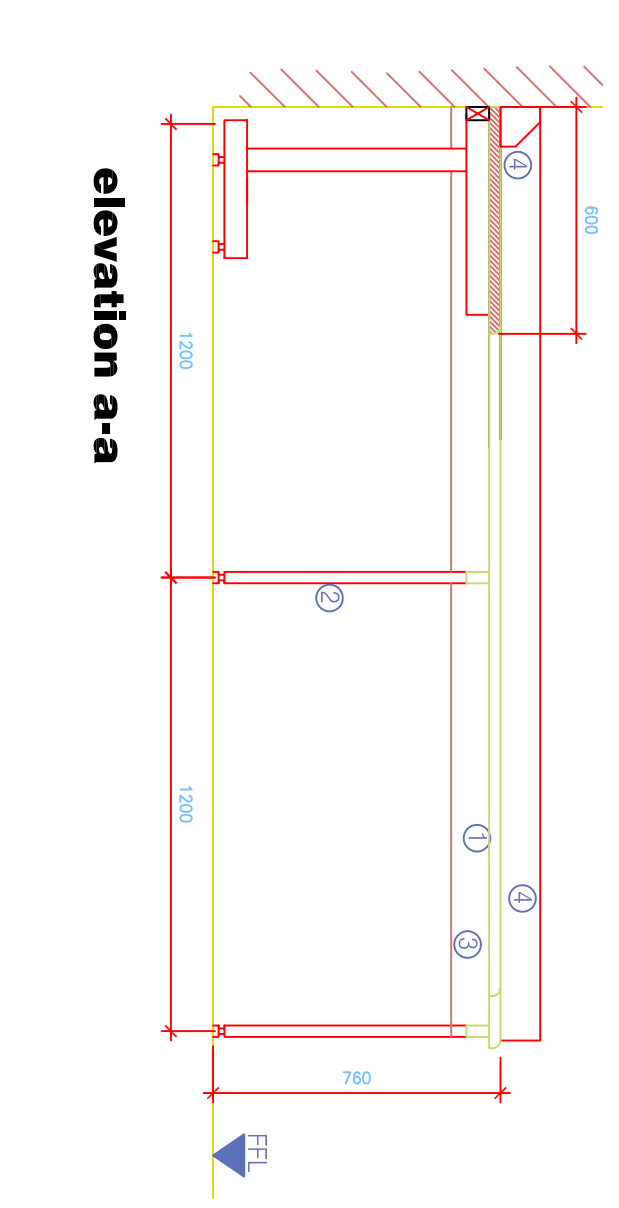
Hardwood plinth size to be coordinated with skirting height in rooms.
Note:
Alternative materials and finishes of equal or higher specification and performance are permitted.
Drawings to be read in conjunction with specification.

OFFICE WORKSTATION - OWS

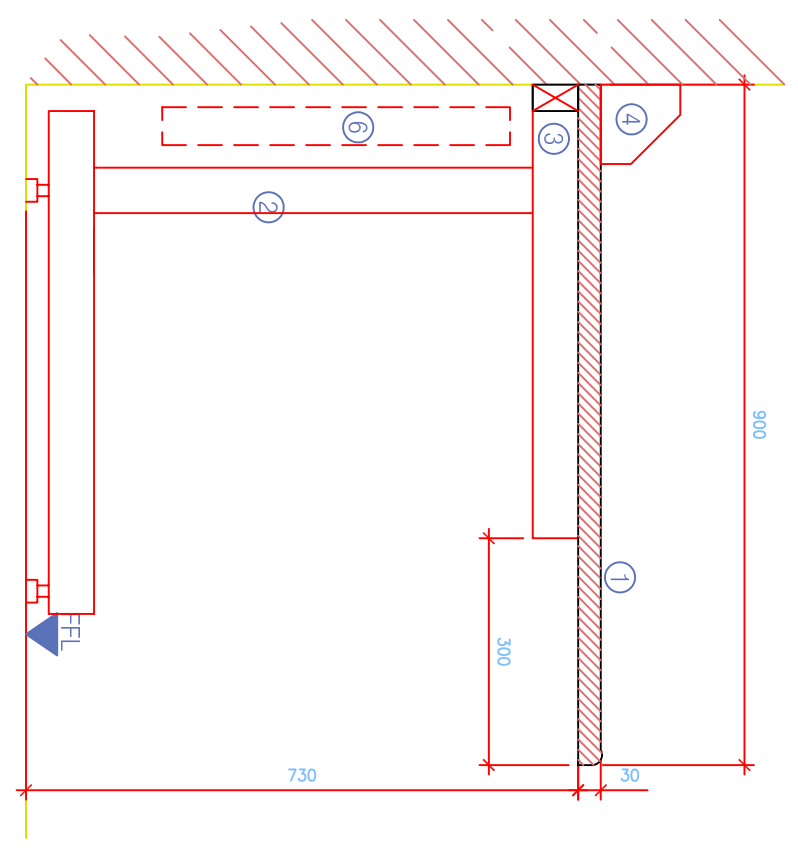
SCALE:	1:10/1:20
DRG No:	021
DATE:	JUNE '10
CHECKED BY :	-
PREPARED BY:	-



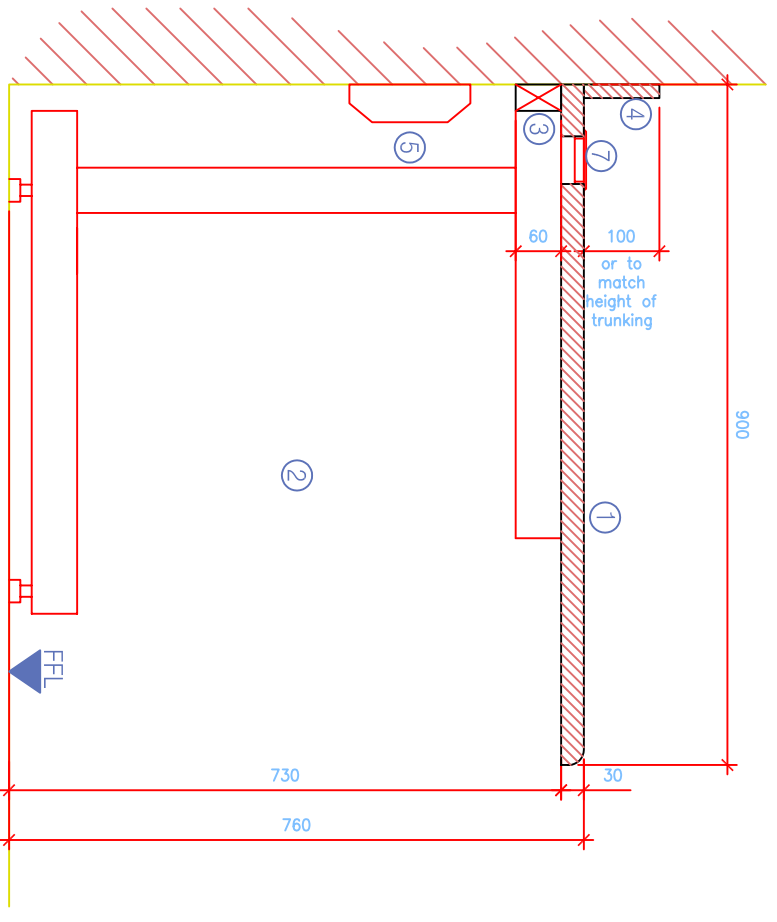
plan



elevation a-a



section b-b
scale 1:10



alternative section b-b
scale 1:10