



Department of Education and Science
An Roinn Oideachais agus Eolaíochta

Education Statistics *Staitisticí Oideachais*

2006|2007



AN ROINN OIDEACHAIS
AGUS EOLAÍOCHTA | DEPARTMENT OF
EDUCATION AND SCIENCE

**Number of persons receiving full-time education
by gender and type of institution attended**

Type of institution attended	1996/97	2006/07
FIRST LEVEL		
National schools		
Pupils in ordinary classes	456,094	455,455
Pupils in special schools	7,536	6,578
Pupils with special needs in ordinary national schools	5,998	9,486
Non-aided primary schools	7,004	5,559
Total-first level	476,632	477,078
Of which aided by Department of Education & Science	469,628	471,519
SECOND LEVEL		
Junior cycle	199,571	168,648
Senior cycle	151,907	134,879
PLC	19,706	30,191
Other courses	1,154	393
Aided by other Departments (Agriculture/Defence)	1,565	614
Non-aided / commercial	1,615	2,230
Total-second level	375,518	336,955
Of which aided by Department of Education & Science	372,338	334,111
THIRD LEVEL		
Aided by Department of Education	100,204	138,362
Aided by other Departments (Justice/Defence)	758	2,066
Non-aided	6,539	9,074
Total-third level	107,501	149,502
Of which aided by Department of Education & Science	100,204	138,362
Grand total	959,651	963,535
Of which aided by Department of Education & Science	942,170	943,992

Number of educational institutions

	1996/97	2006/07
--	---------	---------

FIRST LEVEL

Aided by Department of Education & Science		
National Schools (Ordinary)	3,192	3,160
Special Schools	119	124
Non-Aided Primary Schools	62	37

SECOND LEVEL

Aided by Department of Education & Science:		
Secondary Schools	440	394
Vocational Schools	243	247
Community Schools	64	77
Comprehensive Schools	16	14
Other (Horology)	1	0
Aided by other Departments (Agriculture/Defence)	18	11
Non-Aided Colleges (Secretarial and Commercial)	17	13

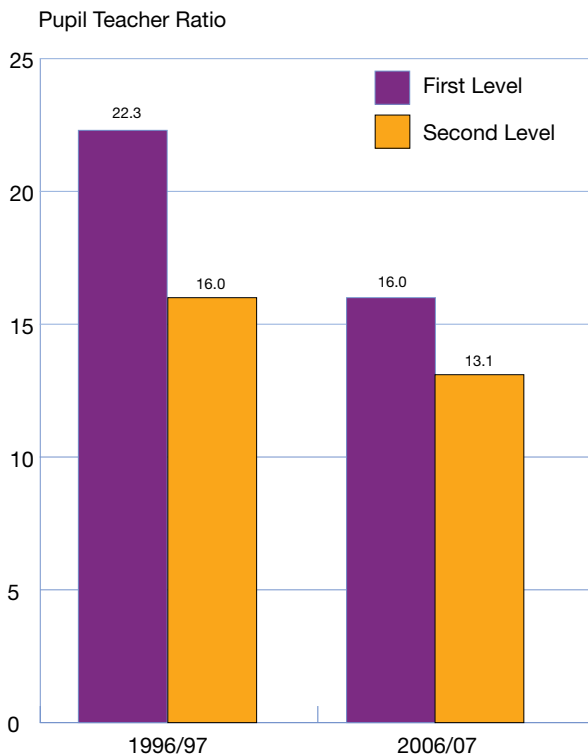
THIRD LEVEL

Aided by Department of Education & Science		
Universities	7	7
Technical Colleges, IOTs & DIT	14	16
Other	9	11
Aided by other Departments (Justice/Defence)	2	2
Non-Aided		
Religious Institutions	10	5
Other (including Royal College of Surgeons in Ireland)	15	18

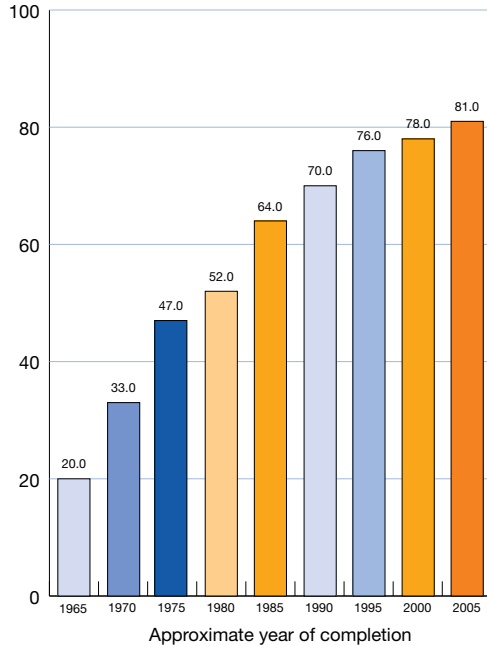
**Number of teaching staff
at first and second level**

	1996/97	2006/07
PRIMARY		
Primary	21,035	29,534
SNAs	..	7,410
SECOND LEVEL		
Secondary	13,295	13,445
Vocational	6,388	8,749
Community	2,947	3,501
Comprehensive	608	622
SNAs	..	1,416

Data in respect of primary teachers relate to number of teaching posts. Other data relates to whole-time equivalent. Only teachers paid from funds provided by the Department of Education and Science are included in the above table.



Estimated rate of retention at second level



Note:

The estimated rate of retention at second level corresponds to the estimated percentage of entrants to Junior Cycle in a given year who complete second level with a Leaving Certificate (including Leaving Certificate Applied) in publicly-aided school. Actual retention is likely to be higher because students leave the publicly aided system to complete their L.C. in private colleges. Rate does not take account of important educational pathways outside the State-aided schooling system such as Youthreach and apprenticeship training. It is reasonable therefore to assume that the “true” retention rate is higher than shown in the graph above.

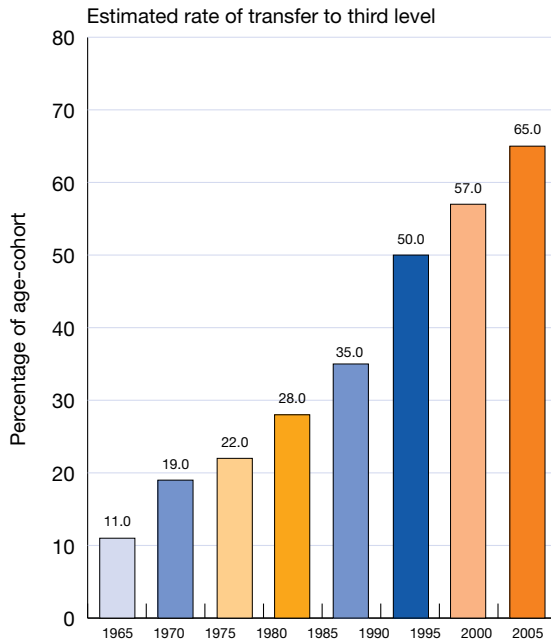
Number of participants in second chance education 2006/2007*

	Male	Female	Total
VTOS	1,741	3,636	5,377
Youthreach	1,426	1,437	2,863
Senior traveller training	153	901	1,054

* Number of participants as at 31 December 2006.

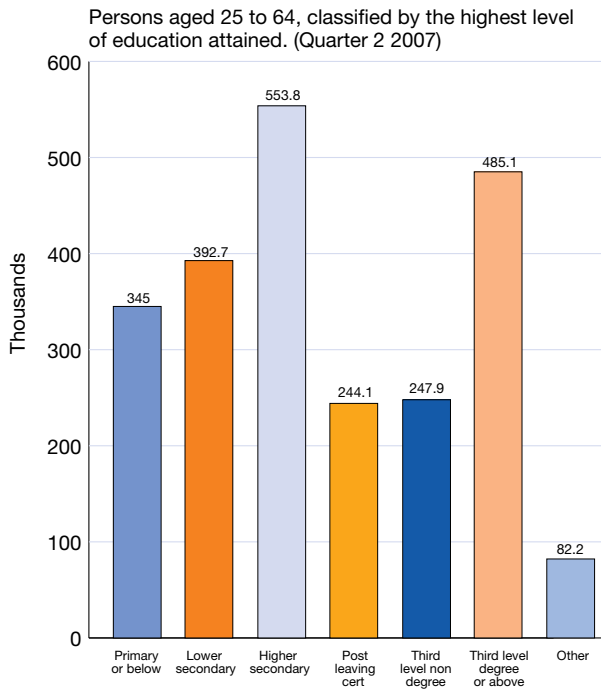
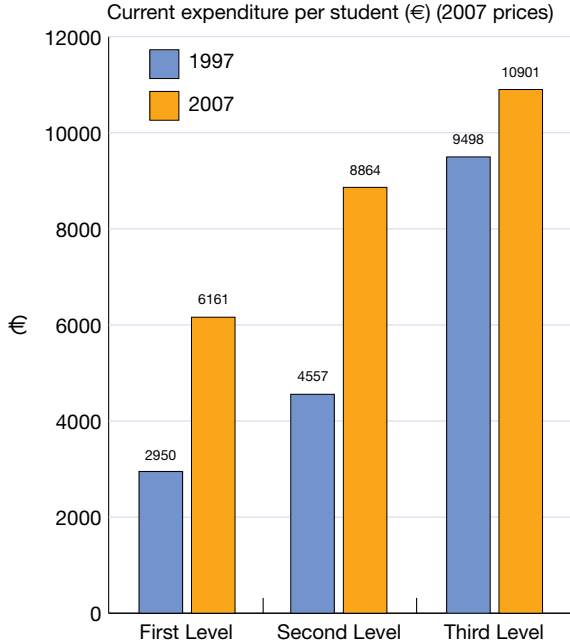
Number of Junior and Leaving Certificate examination candidates in 2007

	1997	2007
Junior Certificate (excluding VTOS)	65,984	56,031
Junior Certificate (VTOS candidates)	1,069	1,256
Total Junior Certificate	67,053	57,287
Total Leaving Certificate school candidates (excluding VTOS and repeats)	53,904	44,523
Leaving Certificate school repeats	4,425	1,880
Leaving Certificate Applied	..	3,021
External candidates	4,181	3,651
VTOS/PLC candidates	724	818
Overall Leaving Certificate candidates	63,234	53,893

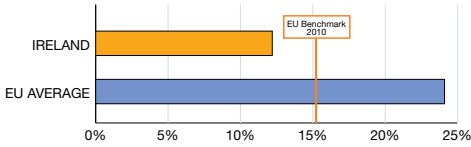


Note:

The rate of transfer is estimated by taking the total annual intake to all full-time third-level colleges as a percentage of the estimated population at age 17. Some persons entering third level may have previously entered. Mature entrants and entrants from outside the State are also included.

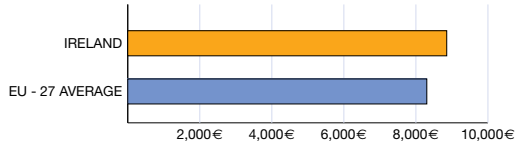


Percentage of pupils with reading literacy proficiency level 1 and lower in the PISA reading literacy scale – (2006)



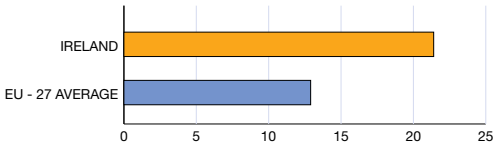
Source: OECD PISA 2006 and EU Commission Staff Working Paper: Progress towards the Lisbon Objectives in Education and Training.

Expenditure per student by level 2005 (ISCED 5/6 - tertiary education)



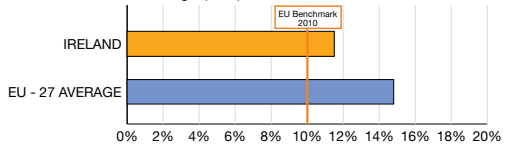
Source: Eurostat Education Statistics (UOE)

Number of tertiary graduates in Maths, Science and Technology per 1000 inhabitants aged 20–29 – (2005)



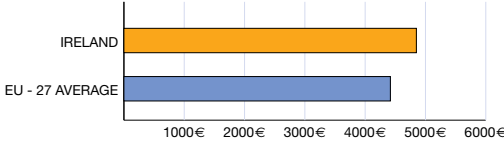
Source: Eurostat

Percentage of the population aged 18 to 24 with at most lower secondary education and not in education or training – (2007)



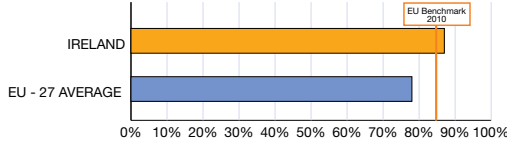
Source: Eurostat Education Statistics (UOE)

Expenditure per student by level 2005 (ISCED 1 – primary education)



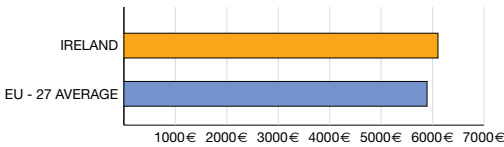
Source: Eurostat Education Statistics (UOE)

Percentage of the population aged 20 to 24 having completed at least upper secondary education – (2007)



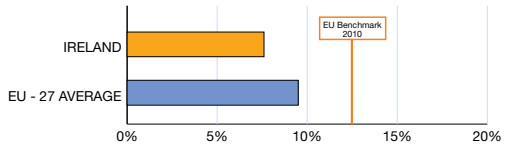
Source: Eurostat, Labour Force Survey

Expenditure per student by level 2005 (ISCED 2, 3 & 4 - secondary & further education)



Source: Eurostat Education Statistics (UOE)

Percentage of the adult population aged 25 to 64 participating in education and training – (2007)



Source: Eurostat, Labour Force Survey

Department of Education and Science
 Statistics Section
 Marlborough Street
 Dublin 1, Ireland

Phone +353 (0)1 889 2404
 Fax +353 (0)1 889 6419
 Email statistics@education.gov.ie
 Website www.education.ie

An Roinn Oideachais agus Eolaíochta
 Rannóg Staitistic
 Sráid Maoilbhríde
 Baile Átha Cliath 1, Éire

Fón +353 (0)1 889 2404
 Facs +353 (0)1 889 6419
 Email statistics@education.gov.ie
 Suíomh gréasáin: www.education.ie



AN RINN OIDEACHAIS AGUS EOLAÍOCHTA
 DEPARTMENT OF EDUCATION AND SCIENCE