

Department of Education and Skills

Pension Unit

Teacher Retirement

Statistics 2017

Department of Education and Skills

Teacher Retirement Statistics 2017

CONTENTS

Introduction	3
Contact	3
<i>Primary Teachers retired from 1 January to 31 December 2017</i>	
Primary Summary	4
Primary teachers retired by post held	5
Primary teachers retired by month	7
Primary teachers retired by retirement reason	8
Number of Primary schools where there were retirements and number of retirees in those schools - by county	9
Primary teachers retired by age	11
<i>Secondary/C&C Teachers retired from 1 January to 31 December 2017</i>	
Secondary/C&C Summary	12
Secondary/C&C teachers retired by post held	13
Secondary/C&C teachers retired by month	15
Secondary/C&C teachers retired by retirement reason	16
Number of Secondary/C&C schools where there were retirements and number of retirees in those schools - by county	17
Secondary/C&C teachers retired by age	19
Appendix 1: Teacher retirement options	20

INTRODUCTION:

The statistics illustrate the number of teachers in the Primary and Secondary/Community and Comprehensive schools sector, who retired during the period 1 January 2017 to 31 December 2017.

CONTACT:

If you have a query relating to these statistics please e-mail pensions@education.gov.ie

Primary Teachers Retired from 1 January to 31 December 2017

Summary of points from Tables and Charts

1. There were a total of 609 Primary retirements in 2017.
2. The highest percentage of Primary retirements in 2017 were at Principal Level (29.72%).
3. The vast majority of Primary retirements during 2017 took place in August (62.07%).
4. 80.13% of Primary retirements during 2017 were voluntary retirements.
5. There were 517 Primary schools with retirees in 2017 – 438 (84.72%) of these schools had one retiree.
6. Retirees in schools in Dublin (140) and Cork (73) accounted for 34.98% of all retirements.
7. The most common age of Retirement for Primary teachers in 2017 was age 60 (11.82%/72 retirees).

Primary Teachers retired from 1 January to 31 December 2017

Table A: Teachers retired per post held

County	Retirees	Principal	Deputy Principal	Asst. Principal	Special Duties	Class Teacher	Total	% of total
Carlow	13	5	1	0	6	1	13	2.13%
Cavan	7	1	4	1	0	1	7	1.15%
Clare	17	3	3	2	5	4	17	2.79%
Cork	73	20	22	1	15	15	73	11.99%
Donegal	19	4	5	0	2	8	19	3.12%
Dublin	140	34	39	7	33	27	140	22.99%
Galway	34	16	9	0	6	3	34	5.58%
Kerry	32	9	11	2	4	6	32	5.25%
Kildare	20	7	3	6	2	2	20	3.28%
Kilkenny	16	4	5	1	3	3	16	2.63%
Laois	6	3	3	0	0	0	6	0.99%
Leitrim	1	0	1	0	0	0	1	0.16%
Limerick	26	8	6	1	2	9	26	4.27%
Longford	2	2	0	0	0	0	2	0.33%
Louth	21	3	9	3	4	2	21	3.45%
Mayo	16	7	2	2	4	1	16	2.63%
Meath	30	10	8	4	4	4	30	4.93%
Monaghan	7	4	1	0	0	2	7	1.15%
Offaly	9	1	3	1	3	1	9	1.48%
Roscommon	9	3	4	0	1	1	9	1.48%
Sligo	9	3	2	0	2	2	9	1.48%
Tipperary	23	6	5	1	7	4	23	3.78%
Waterford	20	8	4	1	6	1	20	3.28%
Westmeath	7	0	3	2	0	2	7	1.15%
Wexford	29	9	8	3	4	5	29	4.76%
Wicklow	23	11	4	0	3	5	23	3.78%
Total	609	181	165	38	116	109	609	
% of total		29.72%	27.09%	6.24%	19.05%	17.90%		
Total number of schools								3,246
% of total schools		5.58%	5.08%					

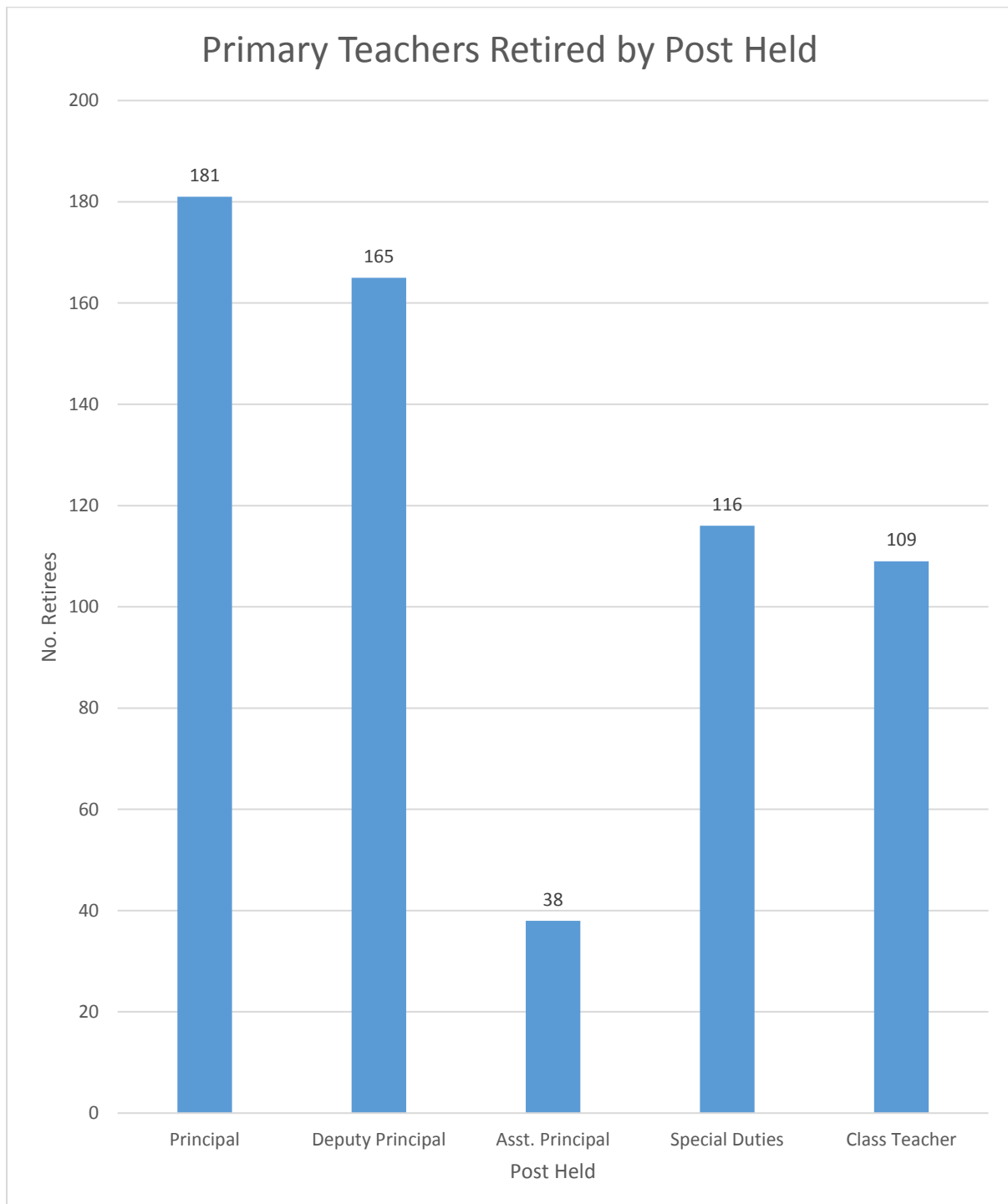
As shown in the table above, 29.72% of Primary retirements in 2017 were at Principal level, while the principal retired in 5.58% of all Primary schools

Primary Teachers retired from 1 January to 31 December 2017

Table A: Primary Teachers Retired by Post Held (Summary)

	Principal	Deputy Principal	Asst. Principal	Special Duties	Class Teacher	Total
Number of Retirees	181	165	38	116	109	609
% of Total Retirees	29.72%	27.09%	6.24%	19.05%	17.90%	

Chart A: Primary Teachers Retired by Post Held



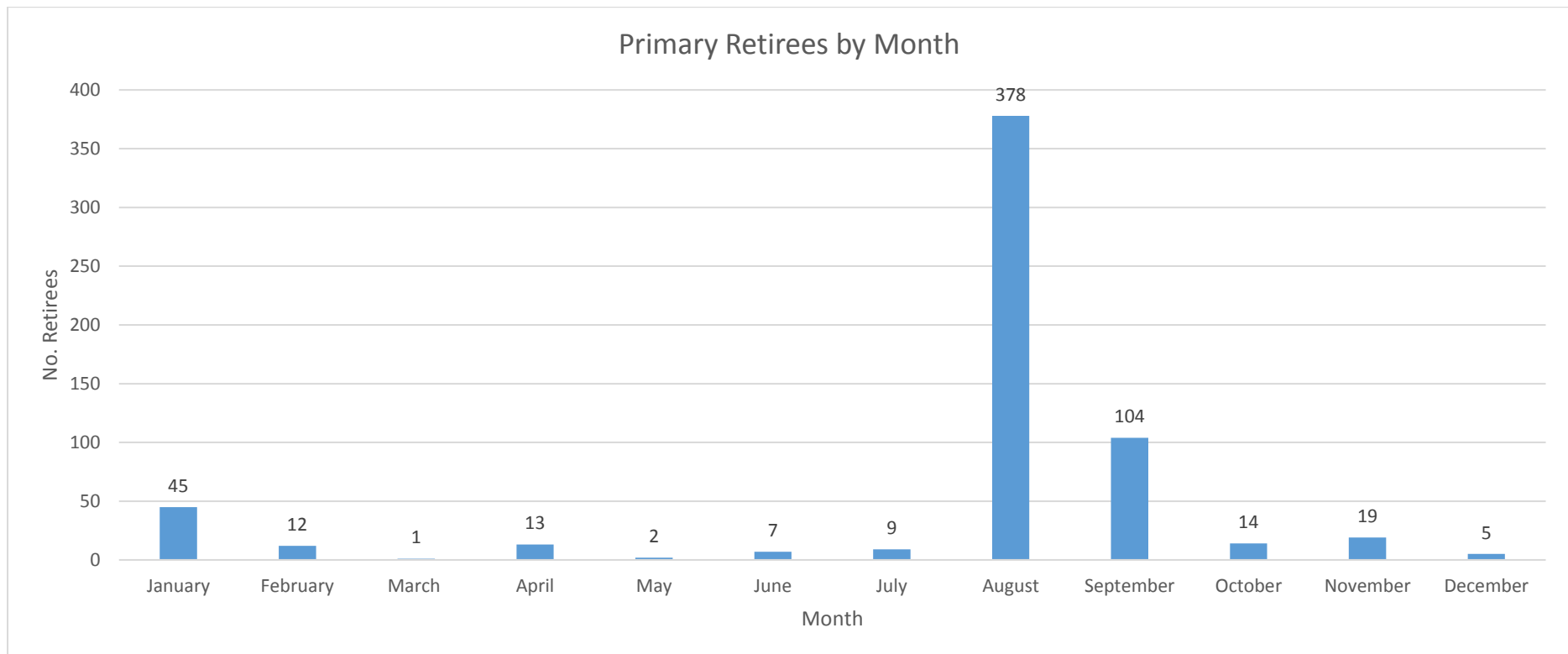
Primary Teachers Retired from 1 January to 31 December 2017

Table B: Primary Retirees per month

	January	February	March	April	May	June	July	August	September	October	November	December	Total
Retirees	45	12	1	13	2	7	9	378	104	14	19	5	609
%	7.39%	1.97%	0.16%	2.13%	0.33%	1.15%	1.48%	62.07%	17.08%	2.30%	3.12%	0.82%	

The majority of Primary Teacher retirements during 2017 took place in August (62.07%)

Chart B: Primary Retirees by Month



Primary Teachers Retired from 1 January to 31 December 2017

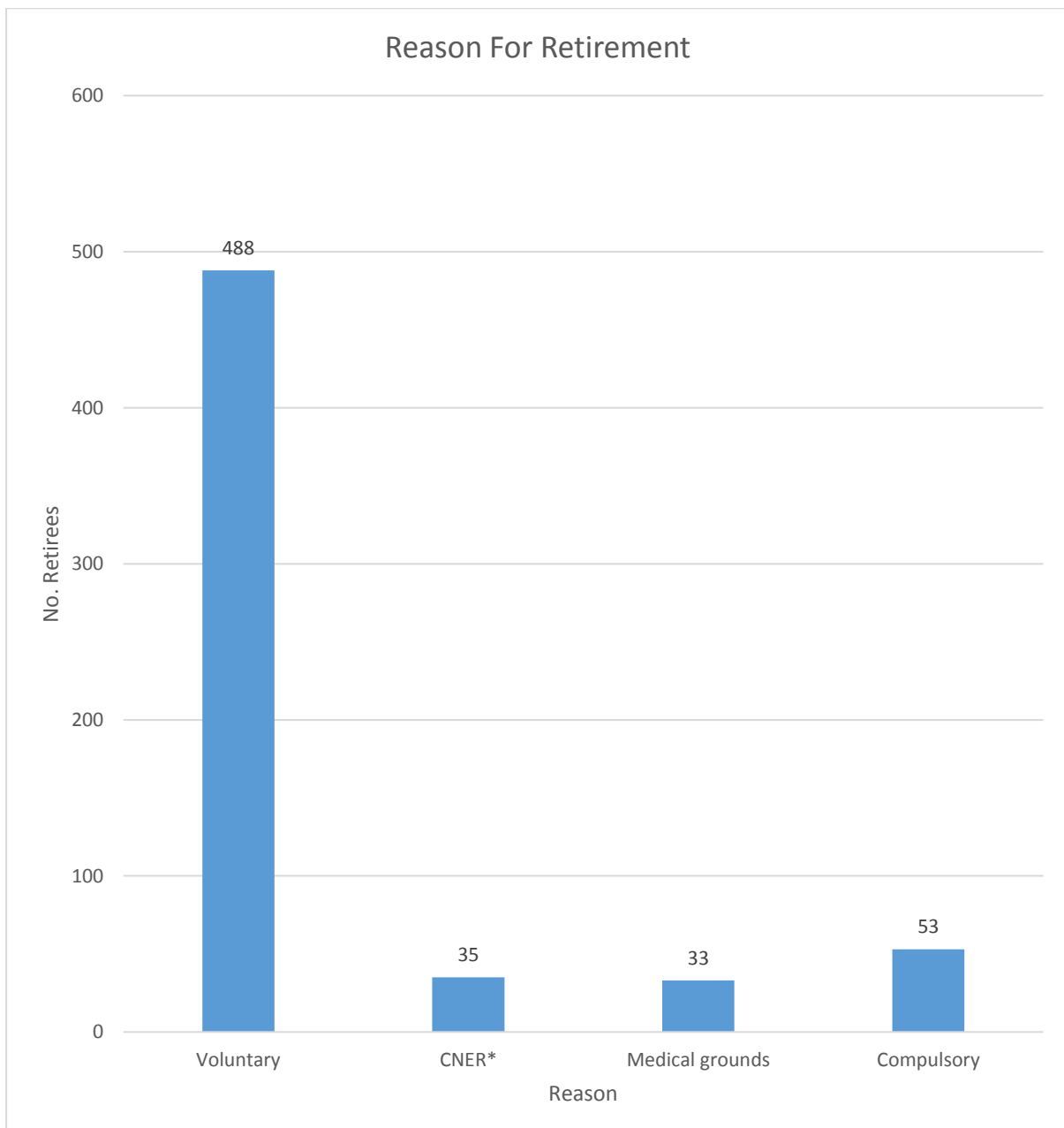
Table C: Retirees per retirement reason

	Voluntary	CNER*	Medical grounds	Compulsory	Total
Retirees	488	35	33	53	609
%	80.13%	5.75%	5.42%	8.70%	

* Cost Neutral Early Retirement (actuarially reduced benefits)

80.13% of Primary Teacher retirements during 2017 were voluntary retirements

Chart C: Primary Retirees by Retirement Reason



Primary Teachers Retired from 1 January to 31 December 2017

Table D: Number of schools where there were retirements and number of retirees in those schools - by county

No. of Retirees in school	1	2	3	4	5	Total
County						
Carlow	5	4	0	0	0	13
Cavan	7	0	0	0	0	7
Clare	11	3	0	0	0	17
Cork	56	7	1	0	0	73
Donegal	17	1	0	0	0	19
Dublin	94	18	2	1	0	140
Galway	30	2	0	0	0	34
Kerry	23	3	1	0	0	32
Kildare	15	1	1	0	0	20
Kilkenny	11	1	1	0	0	16
Laois	6	0	0	0	0	6
Leitrim	1	0	0	0	0	1
Limerick	18	4	0	0	0	26
Longford	2	0	0	0	0	2
Louth	13	4	0	0	0	21
Mayo	14	1	0	0	0	16
Meath	17	5	1	0	0	30
Monaghan	5	1	0	0	0	7
Offaly	5	2	0	0	0	9
Roscommon	9	0	0	0	0	9
Sligo	7	1	0	0	0	9
Tipperary	21	1	0	0	0	23
Waterford	16	2	0	0	0	20
Westmeath	5	1	0	0	0	7
Wexford	16	4	0	0	1	29
Wicklow	14	3	1	0	0	23
No of schools with retirements	438	69	8	1	1	517
% of schools with retirees	84.72%	13.35%	1.55%	0.19%	0.19%	
Total number of schools						3,246
% of total schools	13.49%	2.13%	0.25%	0.03%	0.03%	15.93%

There were 517 Primary schools with retirees in 2017 – 438 of these schools (84.72%) had one retiree

Primary Teachers Retired from 1 January to 31 December 2017

Table D (i): Number of Primary schools where there were retirements and number of retirees in those schools (Summary)

Number of Retirees	1	2	3	4	5	Total
No of schools with retirements	438	69	8	1	1	517

Chart D (i): Number of Primary schools where there were retirements and number of retirees in those schools

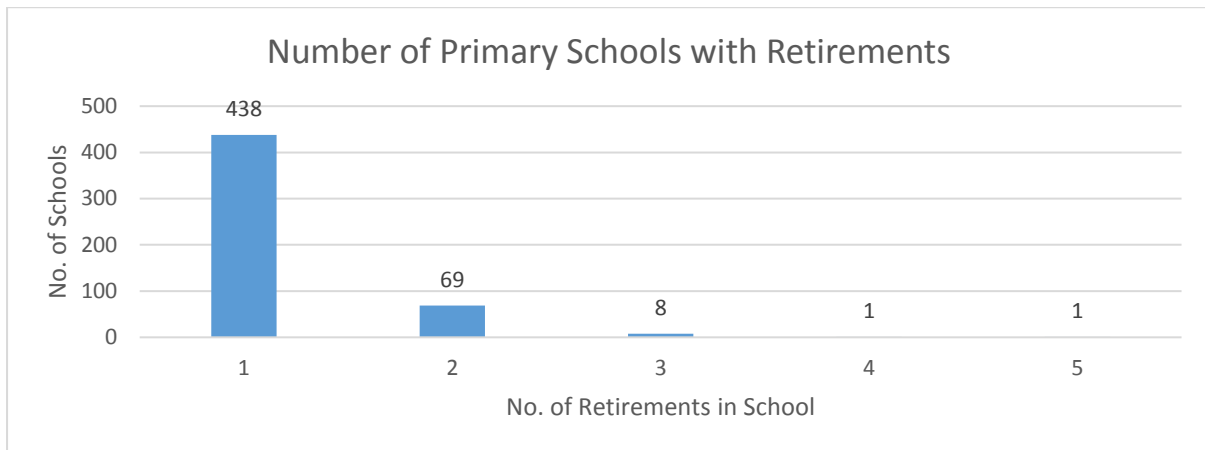
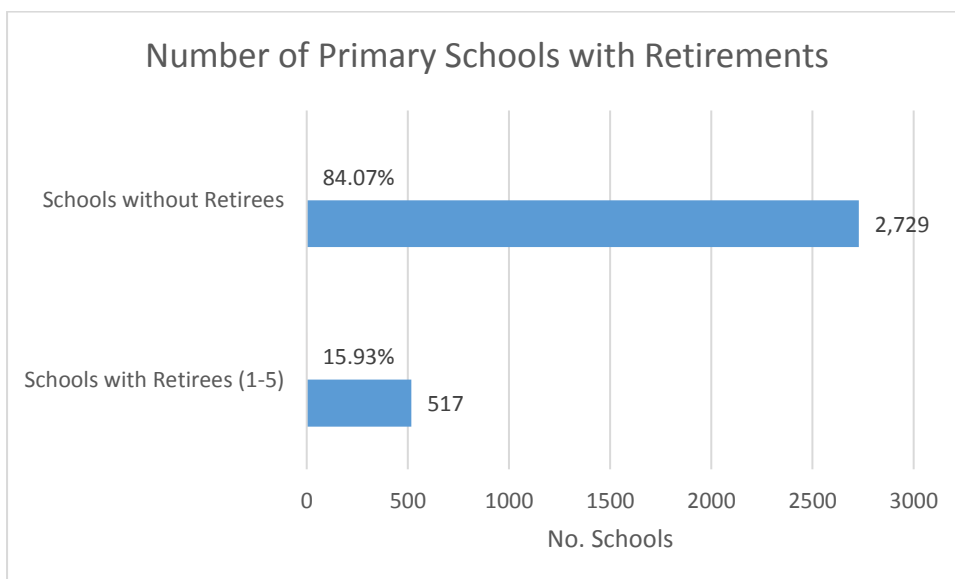


Table D (ii): Number of Primary schools where there were retirements

Schools with Retirees (1-6)	517	15.93%
Schools without Retirees	2,729	84.07%

Chart D (ii): Number of Primary schools where there were retirements



Primary Teachers Retired from 1 January to 31 December 2017

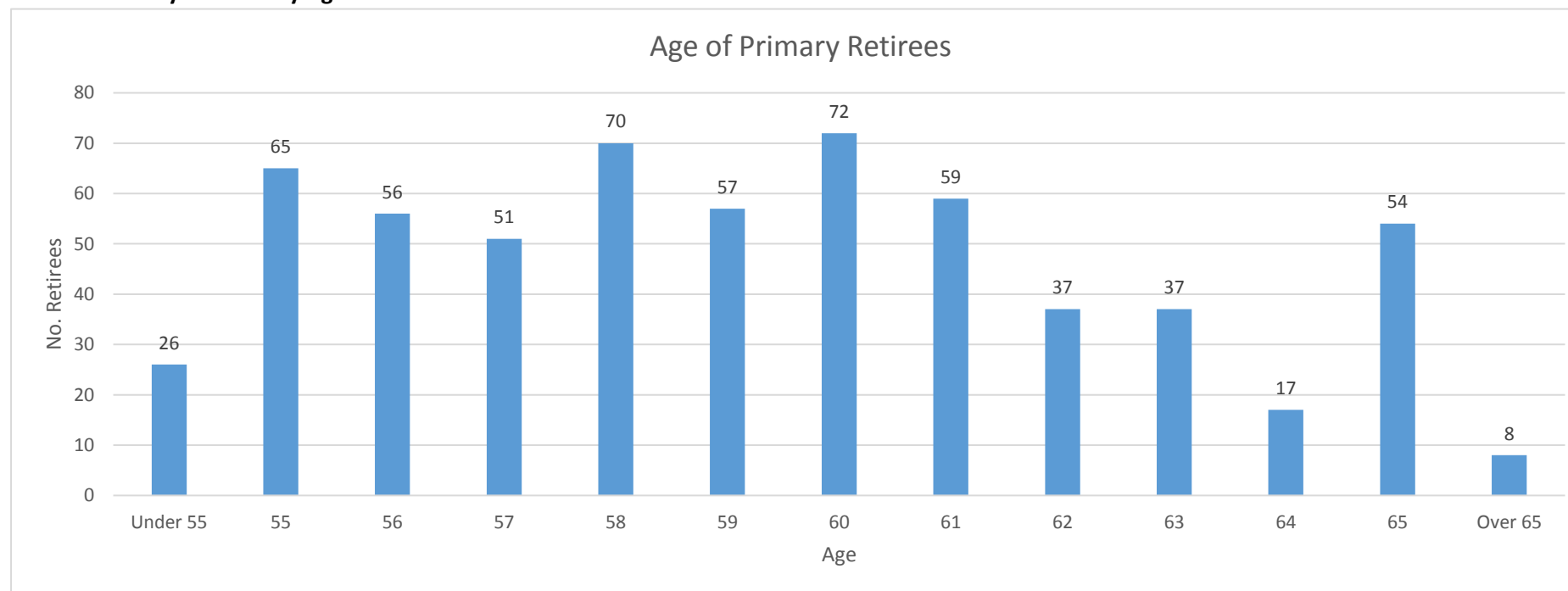
Table E: Primary Retirees by Age

Age	Under 55	55	56	57	58	59	60	61	62	63	64	65	Over 65	Total
Number of Retirees	26	65	56	51	70	57	72	59	37	37	17	54	8	609
% of total	4.27%	10.67%	9.20%	8.37%	11.49%	9.36%	11.82%	9.69%	6.08%	6.08%	2.79%	8.87%	1.31%	

The most common age of retirement for Primary Teachers in 2017 was age 60 (72 retirees)

Of the 609 Primary teachers who retired in 2017, 325 (53.36%) retired before age 60

Chart E: Primary Retirees by Age



Secondary/C&C Teachers Retired from 1 January to 31 December 2017

Summary of points from Tables and Charts

1. There were a total of 395 Secondary/C&C retirements in 2017.
2. The highest percentage of Secondary/C&C retirements in 2017 were at Assistant Principal Level (44.81%).
3. The vast majority of Secondary/C&C retirements during 2017 took place in August (80.25%).
4. 73.42% of Secondary/C&C retirements during 2017 were voluntary retirements.
5. There were 258 Secondary/C&C schools with retirees in 2017 –161 (62.40%) of these schools had one retiree.
6. Retirees in schools in Dublin (118) and Cork (49) accounted for 42.28% of all retirements.
7. The most common age of Retirement for Secondary/C&C teachers in 2017 was age 60 (22.03%/87 retirees).

Secondary/C&C Teachers Retired from 1 January to 31 December 2017

Table 1: Secondary/C&C Teachers Retired by Post Held

County	Retirees	Principal	Deputy Principal	Asst. Principal	Special Duties	Class Teacher	Total	% of total
Carlow	6	2	1	2	0	1	6	1.52%
Cavan	6	0	1	1	1	3	6	1.52%
Clare	8	1	0	4	3	0	8	2.03%
Cork	49	4	1	27	5	12	49	12.41%
Donegal	10	1	0	3	5	1	10	2.53%
Dublin	118	5	14	45	27	27	118	29.87%
Galway	27	2	2	8	13	2	27	6.84%
Kerry	13	0	0	2	2	9	13	3.29%
Kildare	14	0	0	5	4	5	14	3.54%
Kilkenny	5	1	0	2	2	0	5	1.27%
Laois	1	0	0	1	0	0	1	0.25%
Leitrim	2	0	0	1	0	1	2	0.51%
Limerick	13	3	1	6	1	2	13	3.29%
Longford	8	1	1	3	2	1	8	2.03%
Louth	17	1	0	11	3	2	17	4.30%
Mayo	10	0	0	5	4	1	10	2.53%
Meath	9	0	0	6	0	3	9	2.28%
Monaghan	5	0	0	2	2	1	5	1.27%
Offaly	7	1	1	4	1	0	7	1.77%
Roscommon	3	0	0	1	2	0	3	0.76%
Sligo	6	1	0	3	1	1	6	1.52%
Tipperary	19	0	6	10	2	1	19	4.81%
Waterford	7	0	0	4	1	2	7	1.77%
Westmeath	9	0	0	7	1	1	9	2.28%
Wexford	12	0	0	8	3	1	12	3.04%
Wicklow	11	0	0	6	2	3	11	2.78%
Total	395	23	28	177	87	80	395	
% of total		5.82%	7.09%	44.81%	22.03%	20.25%		
Total number of schools								470
% of total schools		4.89%	5.96%					

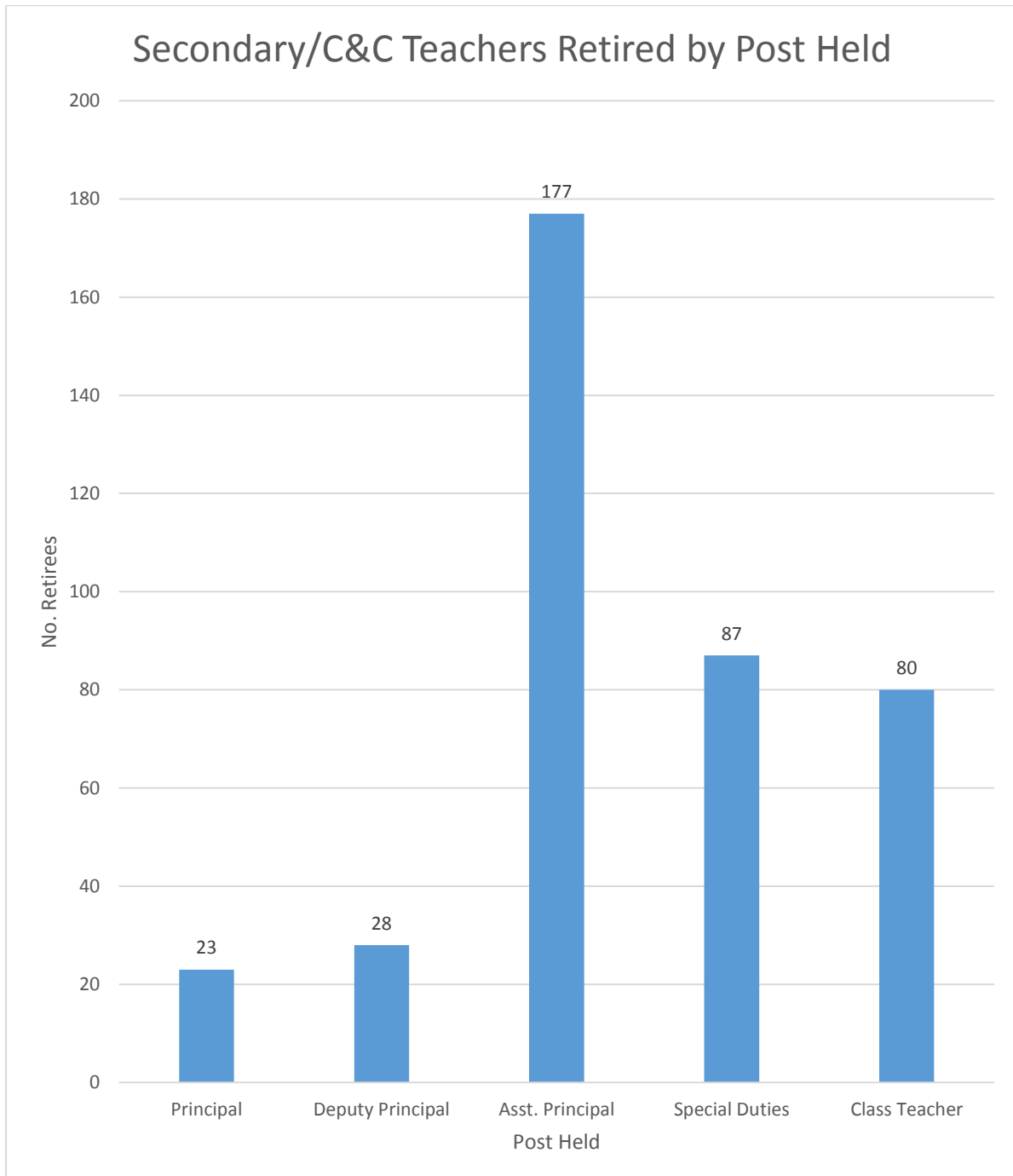
As shown in the table above, 5.82% of Secondary/C&C teacher retirements in 2017 were at Principal level, while the principal retired in 4.89% of all secondary/C&C schools

Secondary/C&C Teachers Retired from 1 January to 31 December 2017

Table 1: Secondary/C&C Teachers Retired by Post Held (Summary)

	Principal	Deputy Principal	Asst. Principal	Special Duties	Class Teacher	Total
Number of Retirees	23	28	177	87	80	395
% of Total Retirees	5.82%	7.09%	44.81%	22.03%	20.25%	

Chart 1: Secondary/C&C Teachers Retired by Post Held



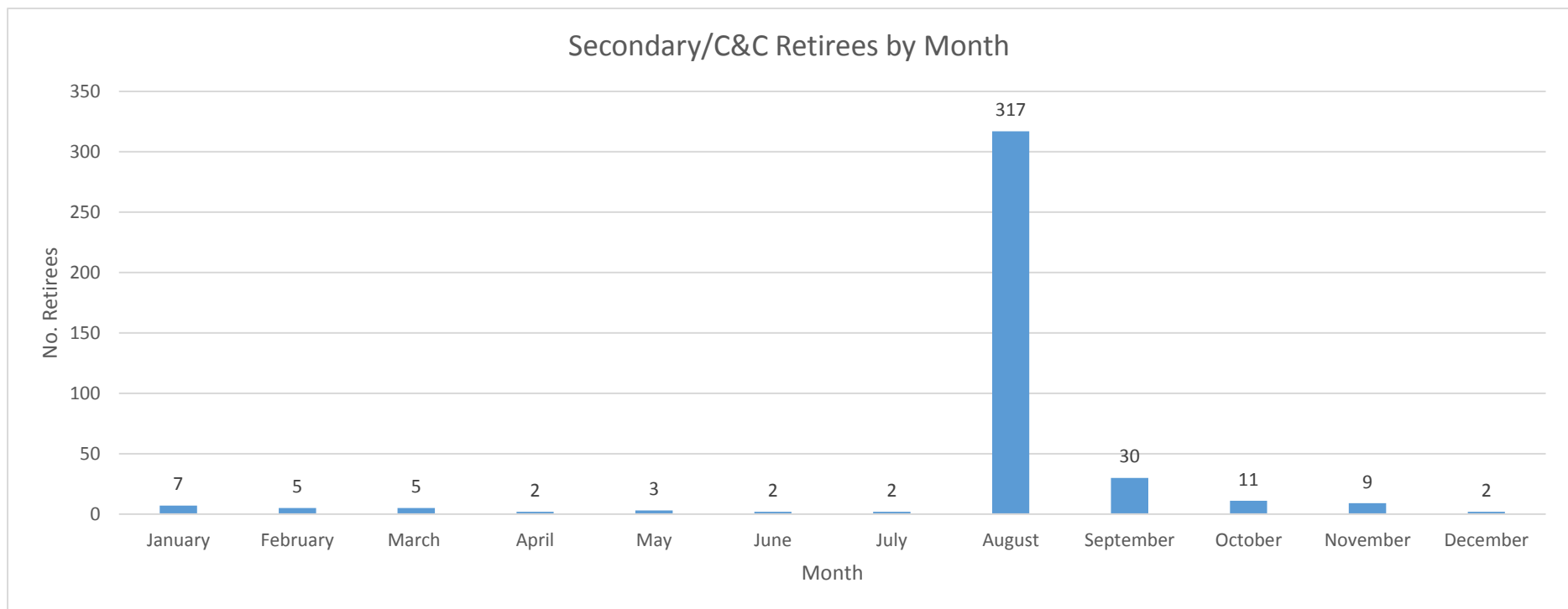
Secondary/C&C Teachers Retired from 1 January to 31 December 2017

Table 2: Secondary/C&C Teachers Retirees per month

	January	February	March	April	May	June	July	August	September	October	November	December	Total
Retirees	7	5	5	2	3	2	2	317	30	11	9	2	395
%	1.77%	1.27%	1.27%	0.51%	0.76%	0.51%	0.51%	80.25%	7.59%	2.78%	2.28%	0.51%	

The majority of Secondary/C&C Teachers retirements during 2017 took place in August (80.25%)

Chart 2: Secondary/C&C Teachers Retirees by Month



Secondary/C&C Teachers Retired from 1 January to 31 December 2017

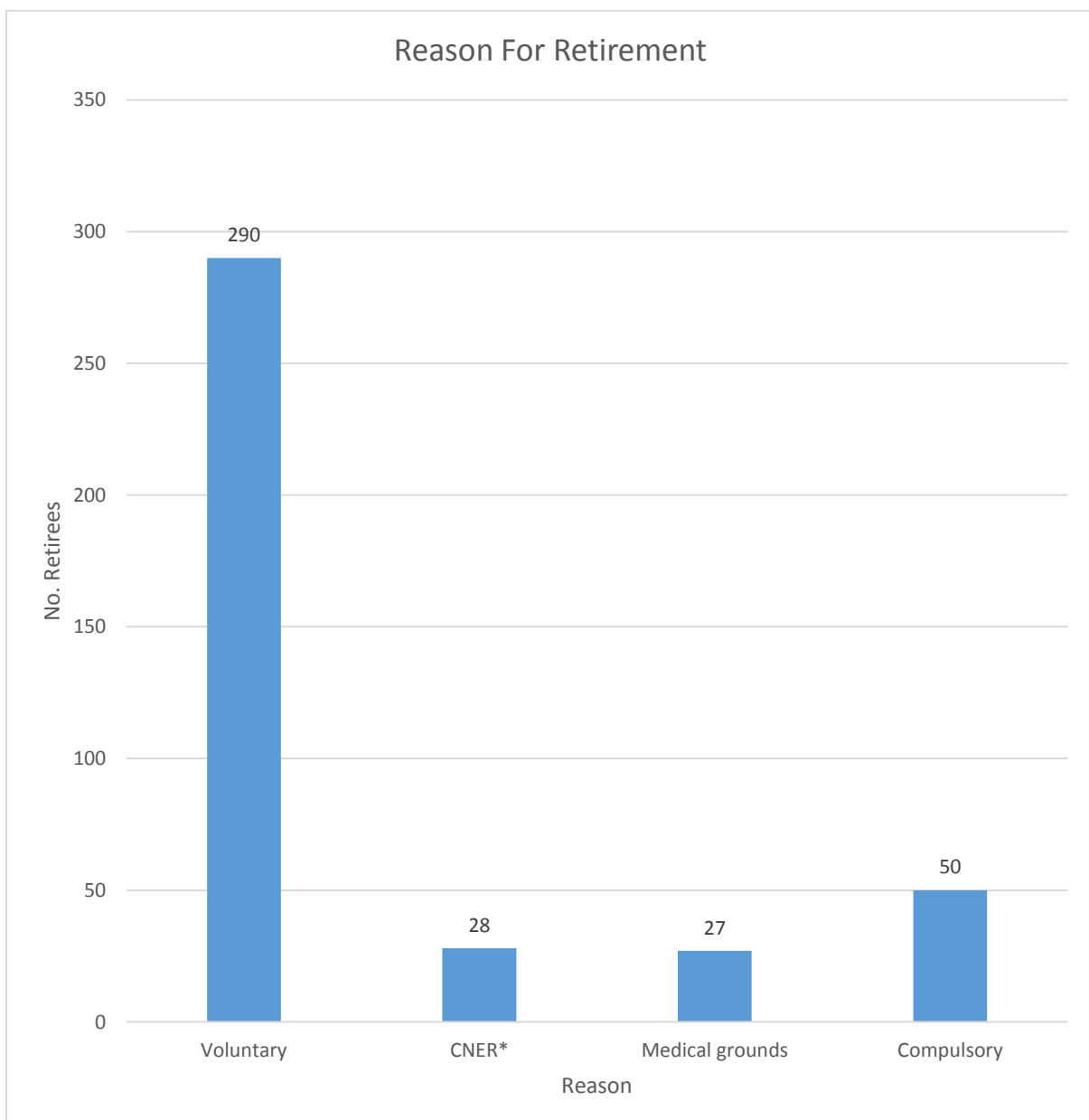
Table 3: Retirees per retirement reason

	Voluntary	CNER*	Medical grounds	Compulsory	Total
Retirees	290	28	27	50	395
%	73.42%	7.09%	6.84%	12.66%	

* Cost Neutral Early Retirement (actuarially reduced benefits)

73.42% of Secondary/C&C Teachers retirements during 2017 were voluntary retirements

Chart 3: Secondary/C&C Teachers Retirees by Retirement Reason



Secondary/C&C Teachers Retired from 1 January to 31 December 2017

Table 4: Number of schools where there were retirements and number of retirees in those schools - by county

No. Retirees in school	1	2	3	4	5	6	7	Total
County								
Carlow	2	2	0	0	0	0	0	6
Cavan	3	0	1	0	0	0	0	6
Clare	2	3	0	0	0	0	0	8
Cork	22	9	3	0	0	0	0	49
Donegal	4	1	0	1	0	0	0	10
Dublin	55	12	9	0	1	0	1	118
Galway	14	5	1	0	0	0	0	27
Kerry	6	2	1	0	0	0	0	13
Kildare	8	3	0	0	0	0	0	14
Kilkenny	1	2	0	0	0	0	0	5
Laois	1	0	0	0	0	0	0	1
Leitrim	0	1	0	0	0	0	0	2
Limerick	4	1	1	1	0	0	0	13
Longford	3	1	1	0	0	0	0	8
Louth	3	1	4	0	0	0	0	17
Mayo	0	2	2	0	0	0	0	10
Meath	5	2	0	0	0	0	0	9
Monaghan	2	0	1	0	0	0	0	5
Offaly	2	0	0	0	1	0	0	7
Roscommon	3	0	0	0	0	0	0	3
Sligo	4	1	0	0	0	0	0	6
Tipperary	5	7	0	0	0	0	0	19
Waterford	3	2	0	0	0	0	0	7
Westmeath	3	3	0	0	0	0	0	9
Wexford	4	4	0	0	0	0	0	12
Wicklow	2	3	1	0	0	0	0	11
No of schools with retirements	161	67	25	2	2	0	1	258
% of schools with retirees	62.40%	25.97%	9.69%	0.78%	0.78%	0.00%	0.39%	
Total number of schools								470
% of total schools	34.26%	14.26%	5.32%	0.43%	0.43%	0%	0.21%	54.89%

There were 258 Secondary/C&C schools with retirees in 2017 – 161 of these schools (62.40%) had one retiree

Secondary/C&C Teachers Retired from 1 January to 31 December 2017

Table 4 (i): Number of Secondary/C&C schools where there were retirements and number of retirees in those schools (Summary)

Number of Retirees	1	2	3	4	5	6	7	Total
No of schools with retirements	161	67	25	2	2	0	1	258

Chart 4 (i): Number of Secondary/C&C schools where there were retirements and number of retirees in those schools

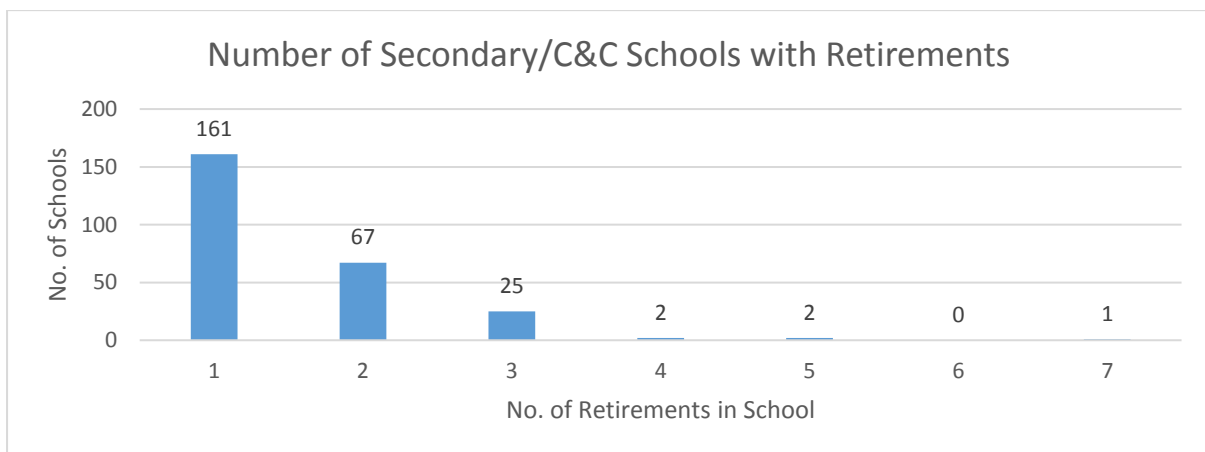
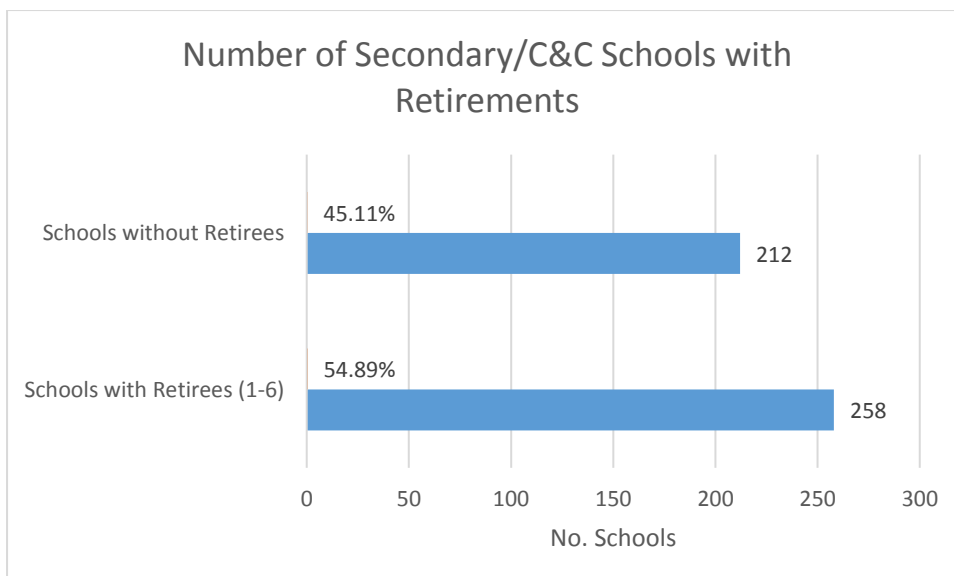


Table 4 (ii): Number of Secondary/C&C schools where there were retirements

Schools with Retirees (1-6)	258	54.89%
Schools without Retirees	212	45.11%

Chart 4 (ii): Number of Secondary/C&C Teachers schools where there were retirements



Secondary/C&C Teachers Retired from 1 January to 31 December 2017

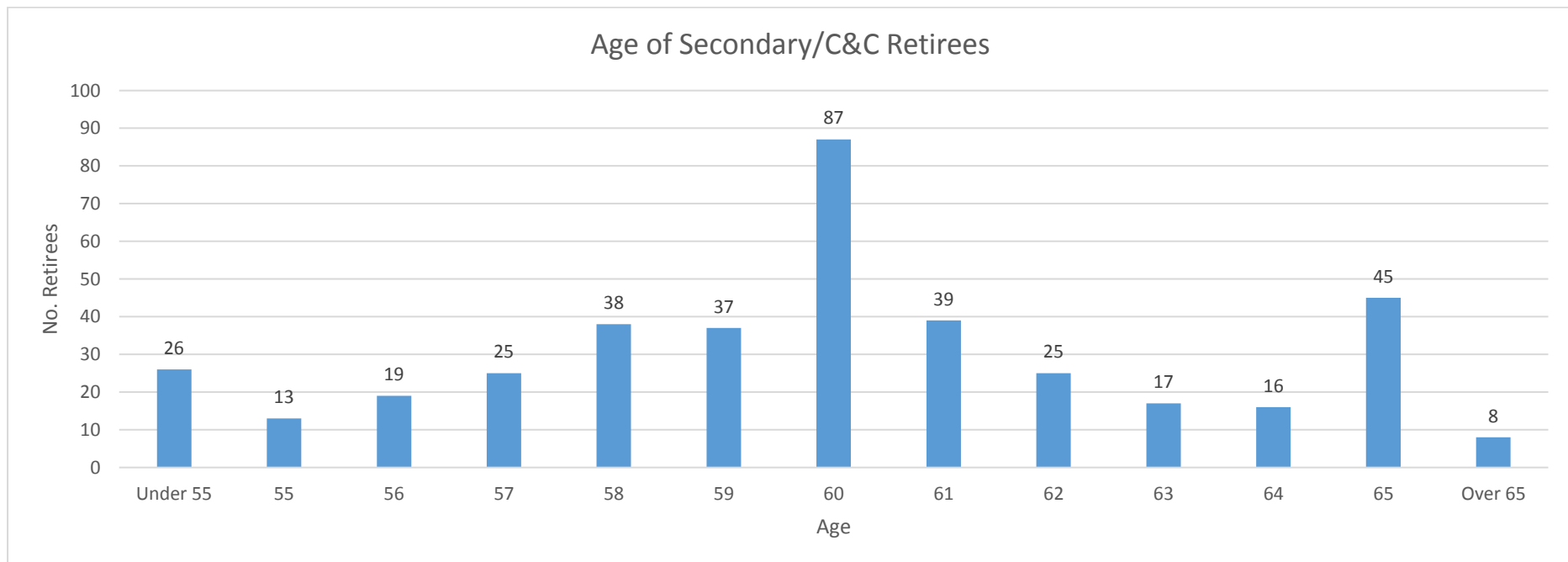
Table 5: Secondary/C&C Teachers Retirees by Age

Age	Under 55	55	56	57	58	59	60	61	62	63	64	65	Over 65	Total
Number of Retirees	26	13	19	25	38	37	87	39	25	17	16	45	8	395
% of total	6.58%	3.29%	4.81%	6.33%	9.62%	9.37%	22.03%	9.87%	6.33%	4.30%	4.05%	11.39%	2.03%	

The most common age of retirement for Secondary/C&C Teachers in 2017 was 60 (87 retirees)

Of the 395 Secondary/C&C Teachers who retired in 2017, 158 (40.00%) retired before age 60

Chart 5: Secondary/C&C Teachers Retirees by Age



APPENDIX 1

TEACHER RETIREMENT OPTIONS:

Since 2004 legislative changes have occurred which have altered the pension age for certain teachers. In broad terms pension age falls into three categories:

- (i) Teachers whose service commenced prior to April 2004 and who have uninterrupted service since then.

Voluntary Retirement: These teachers may avail of voluntary retirement from age 55 years provided they have completed 35 years' service for pension purposes, or, from age 60 if they have completed 2 years or more service.

Compulsory Retirement: These teachers must retire at the end of the school-year in which age 65 is reached.

Cost Neutral Early Retirement: Under Cost Neutral Early Retirement, a teacher in this category may, from age 50, avail of retirement with immediate payment of actuarially reduced benefits.

- (ii) Teachers whose service commenced between 1 April 2004 and 31 December 2012 and who have uninterrupted service thereafter; and teachers who had prior service and returned during the period 2004-2012 following a break of more than 26 weeks in public service employment.

Voluntary Retirement: These teachers have a minimum pension age of 65 years.

Compulsory Retirement: These teachers do not have a maximum age for retirement.

Cost Neutral Early Retirement: Under Cost Neutral Early Retirement, a teacher in this category may, from age 55, avail of retirement with immediate payment of actuarially reduced benefits.

- (iii) Teachers whose employment commenced from 1 January 2013, and, those who return to teaching after that date following a break of more than 26 weeks in pensionable public service employment. These teachers become members of the Public Service Single Pension Scheme.

Voluntary Retirement: Minimum retirement age for this category is currently age 66 years, rising to age 67 in 2021, and to age 68 in 2028, in line with proposed changes to the age at which Contributory State Pension becomes payable.

Compulsory Retirement: These teachers have a maximum retirement age of 70 years.

Cost Neutral Early Retirement: Under Cost Neutral Early Retirement, a teacher in this category may, from age 55 years, avail of retirement with immediate payment of actuarially reduced benefits.

Retirement on Medical grounds: A teacher may retire on medical grounds before the ages outlined above and be granted immediate payment of pension and lump sum, where s/he satisfies the terms of the pension scheme for such retirement.