



Statistical Bulletin

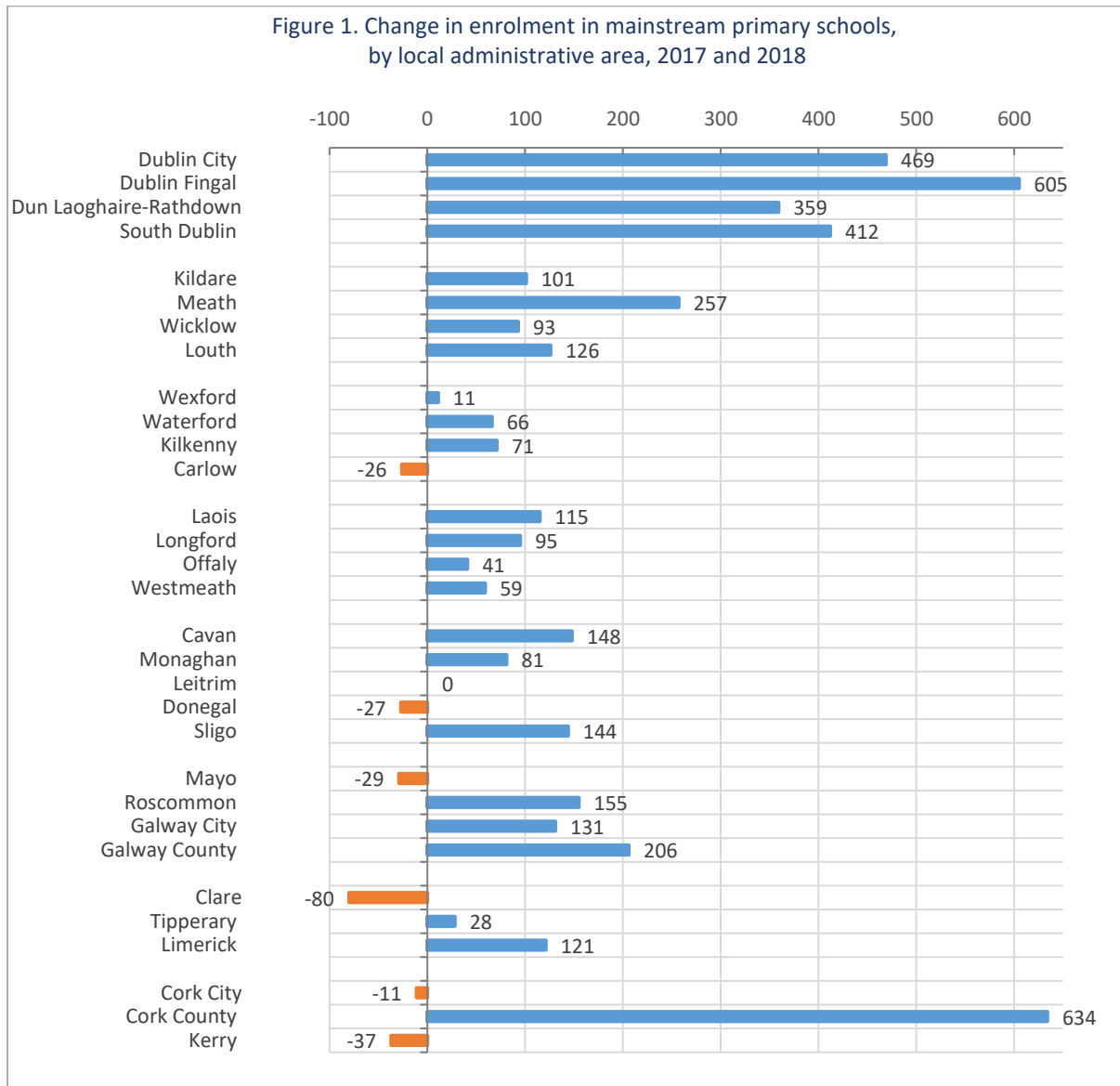
Local authority enrolments September 2018 - Preliminary Results

This Statistical Bulletin analyses the change in preliminary enrolments in mainstream primary and post-primary schools between September 2017 and September 2018, by local administrative area. Final data will be published in June 2019.

Primary schools

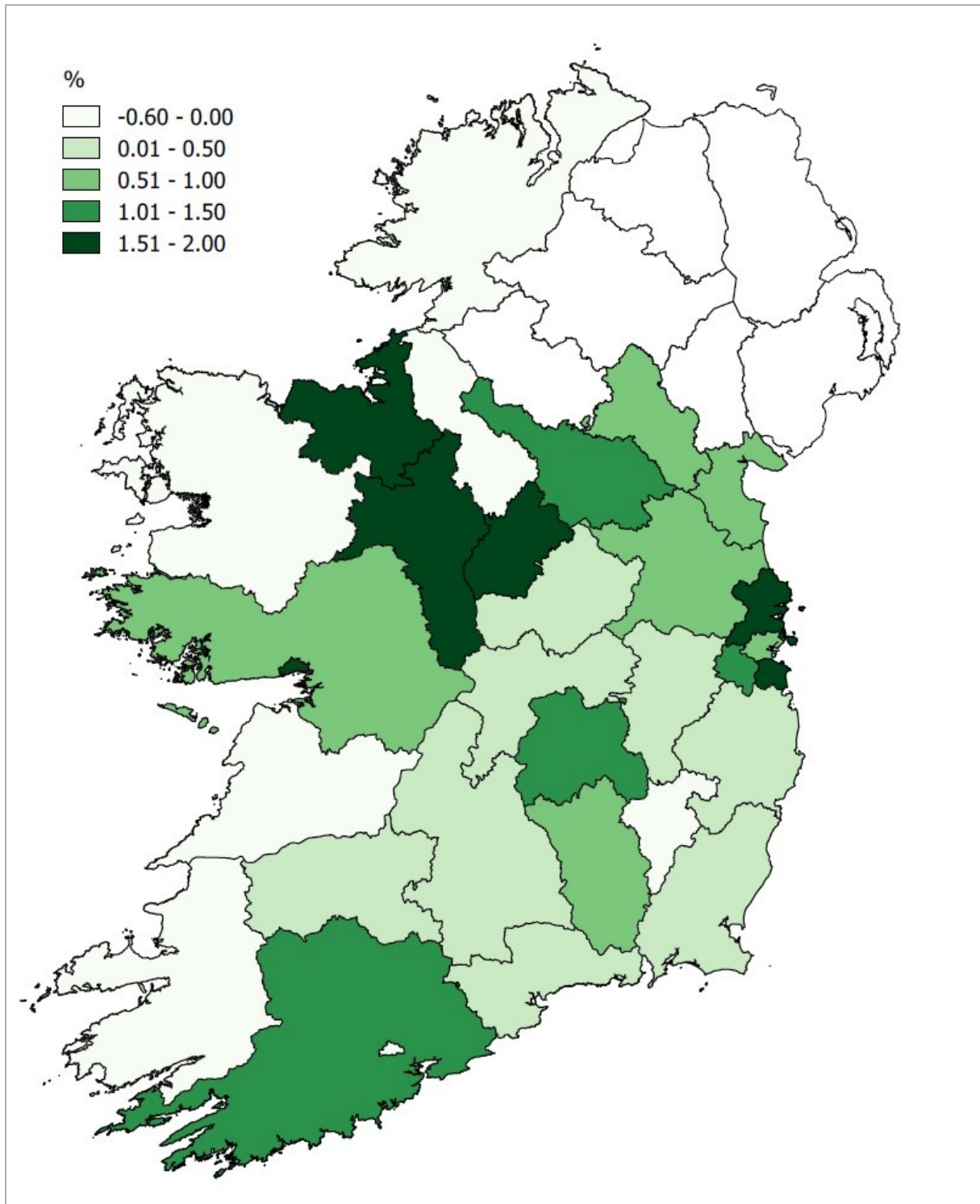
Between September 2017 and September 2018 enrolments in mainstream primary schools increased by 4,318 pupils, or 0.8 per cent. However when examined by local administrative area, the data shows uneven change across the country, with 24 counties seeing a rise in enrolments and the remaining 7 having lower enrolments in 2018 than in the previous year. This data is shown below in Figure 1.

The largest increase between 2017 and 2018 was seen in Cork County where an additional 634 pupils brought total enrolments to 50,023. County Clare saw the biggest fall, down from 13,682 to 13,602, a loss of 80 pupils. Other areas that saw a fall in enrolments were Cork City, Carlow, Donegal, Mayo and Kerry, while the four Dublin local authority areas saw enrolments rise.



Map 1 presents percentage change in enrolments by local authority area. The largest percentage increases were seen in Roscommon (up 2%) and Sligo (up 1.9%). The average rise in figures nationally was 0.8 per cent, with 14 counties' enrolments rising above this figure, and 17 counties' figures below this.

Map 1: Percentage change in national school enrolments by local administrative area, 2017 and 2018



There were 3,106 mainstream primary schools in September 2018, down from 3,111 in 2017. Of these, 555 schools saw their enrolments fall by 5 or more pupils, 778 saw enrolments rise by 5 or more pupils while the remainder saw no change (+/-5). The data is presented by area in Figure 2.

Cork County has the largest number of schools in the country; 87 of their 292 schools (29.8%) saw enrolments increase by 5 or more pupils. In Dublin City 70 of their 191 schools (36.6%) saw enrolments rise while in Fingal 40.9 per cent of their 93 schools saw a rise in enrolments.

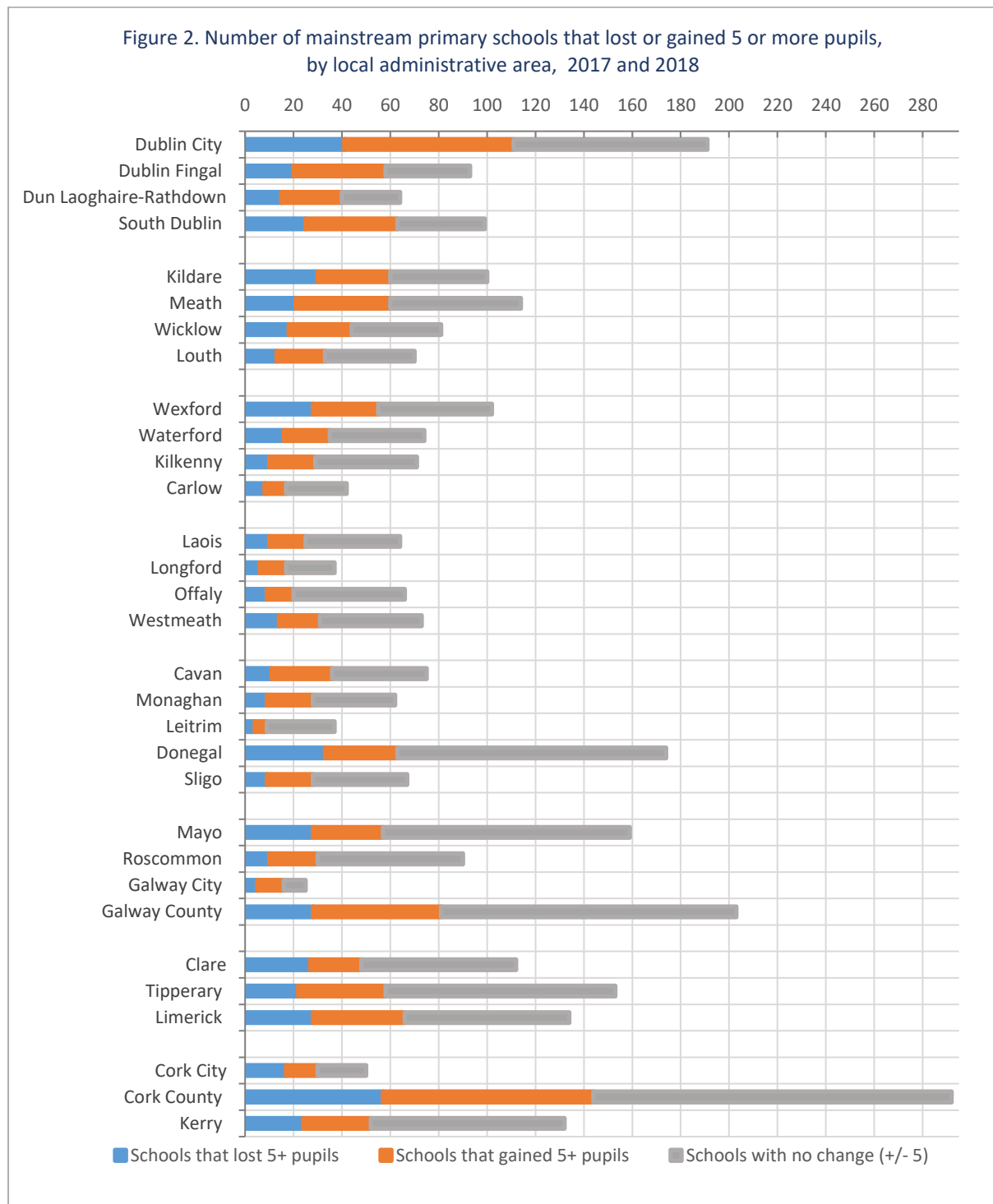
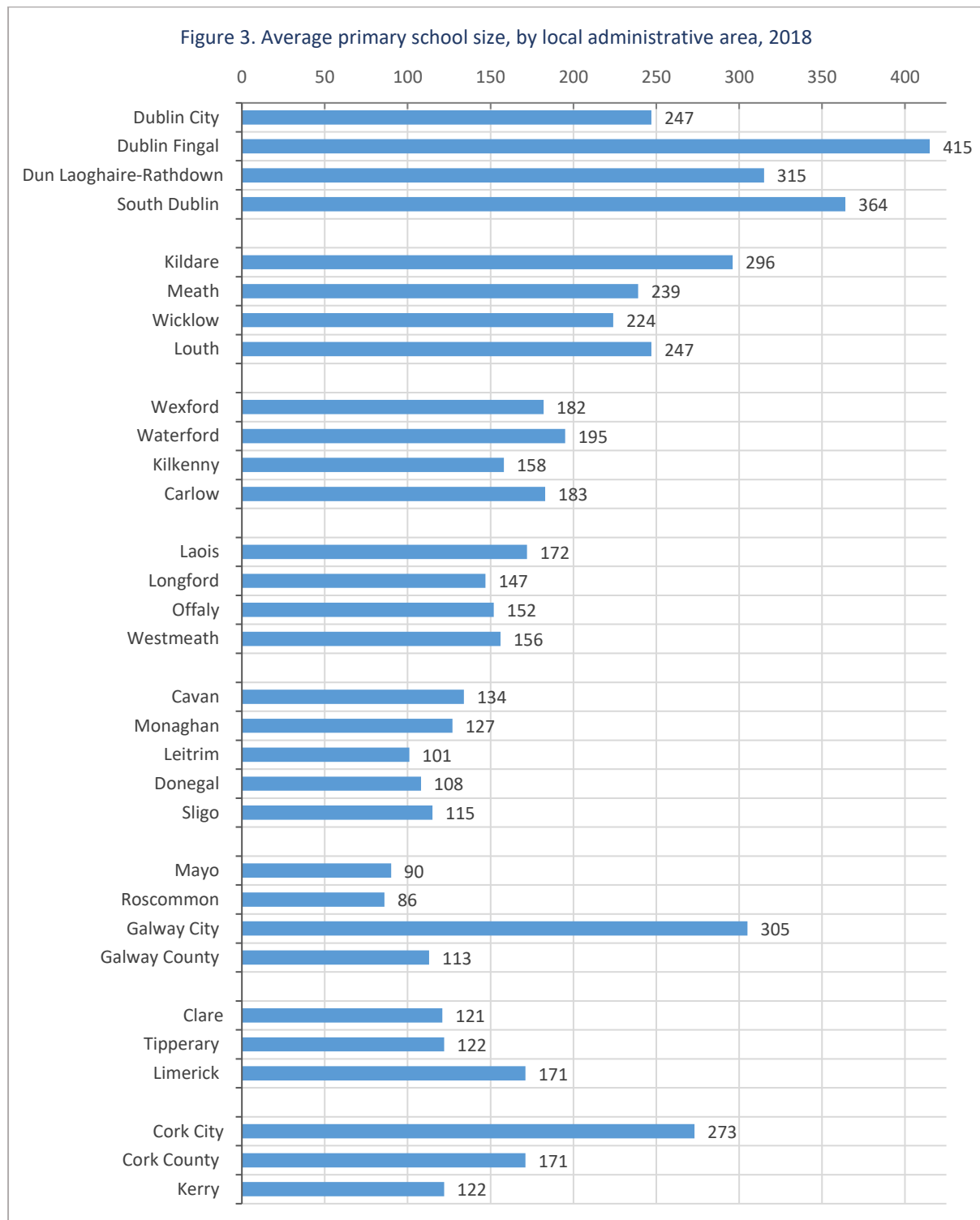
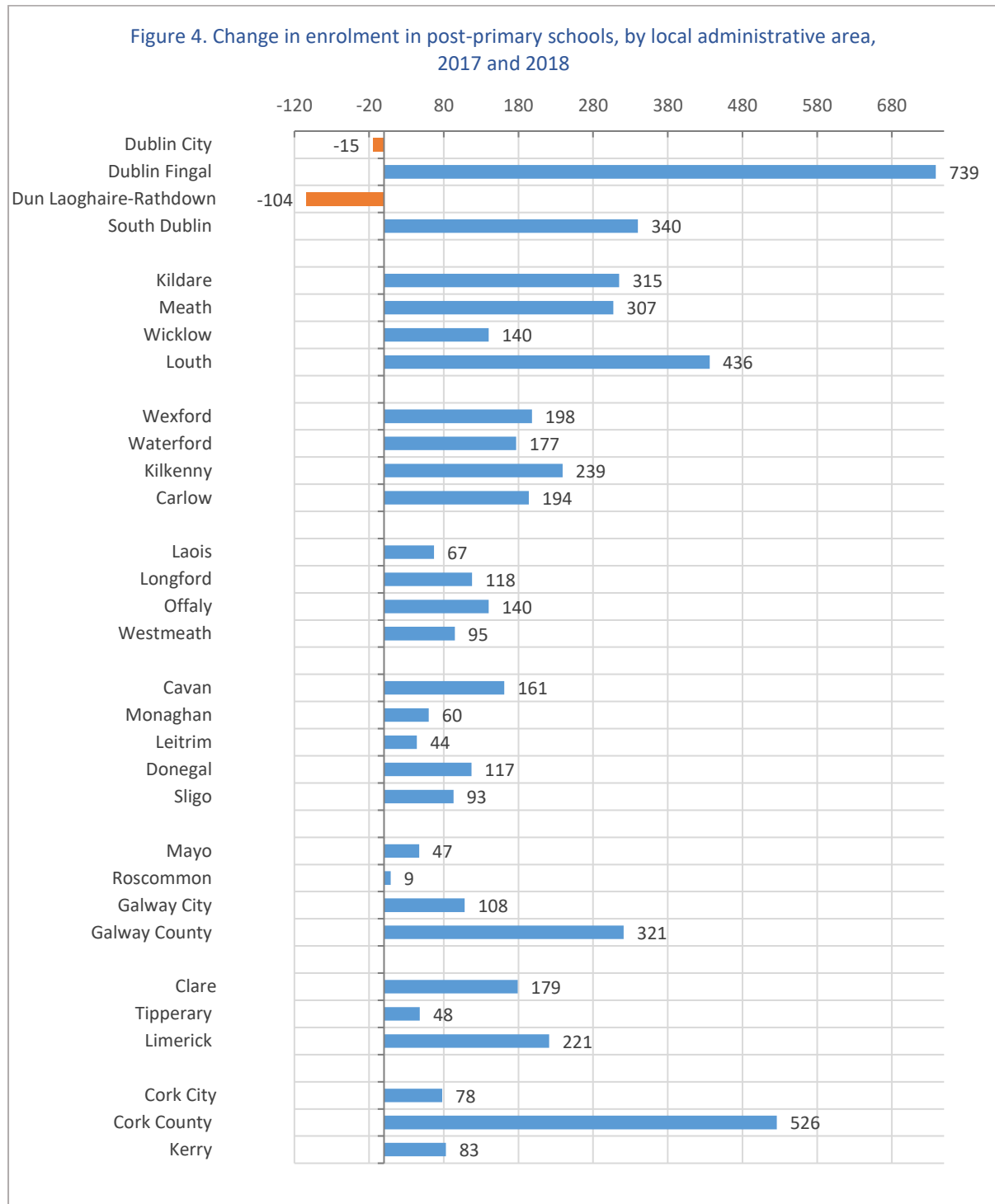


Figure 3 presents average enrolments in primary schools and shows that Fingal, with an average of 415 pupils per school (up 2 since 2017), had the largest schools, followed by South Dublin where the average was 364 (up 5). Roscommon had the smallest schools on average with just 86 pupils (up 1 since 2017).



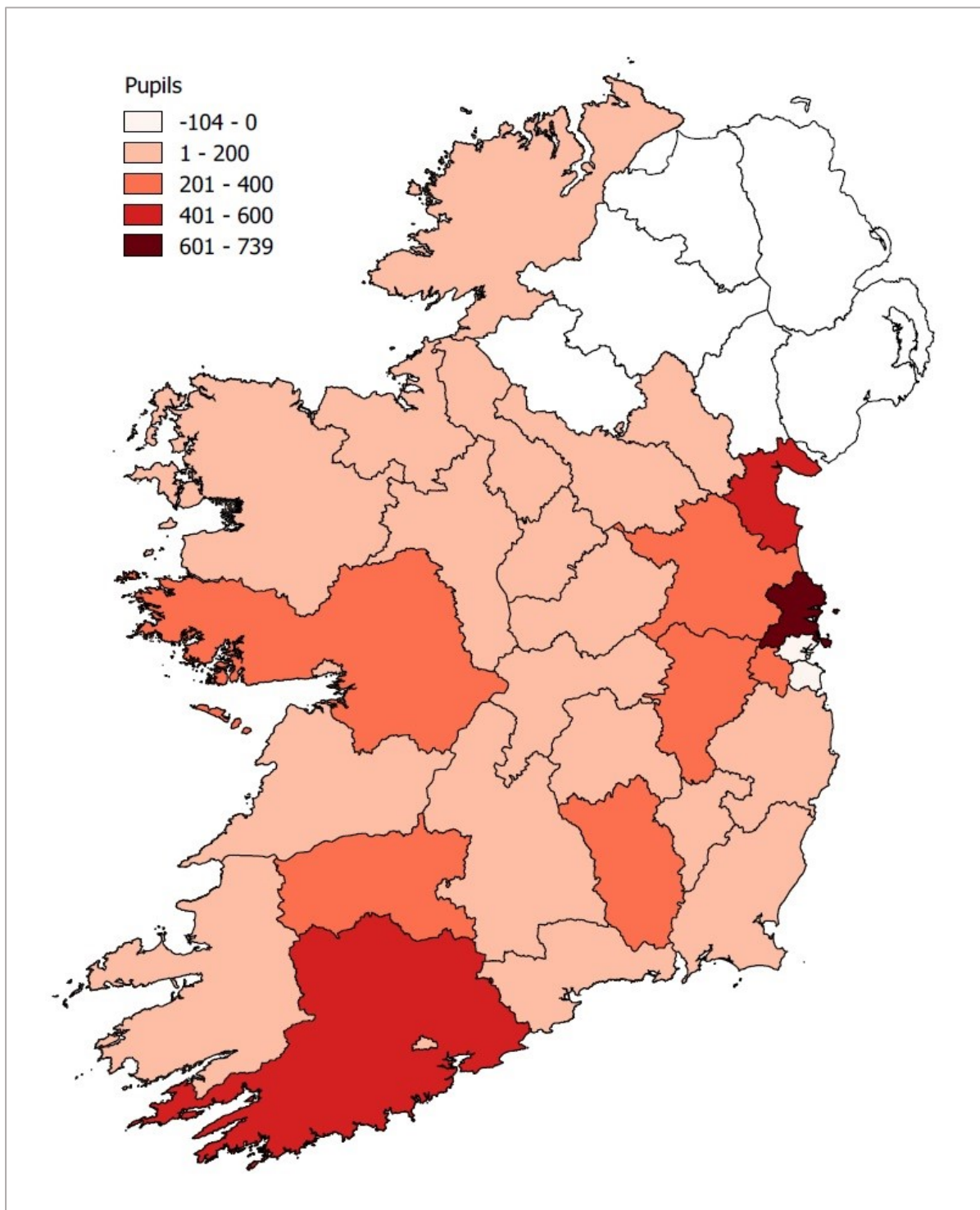
Post-primary

Enrolments in post-primary schools increased by 5,481 pupils between 2017 and 2018, a rise of 1.5 per cent nationally. Figure 4 below presents the change by local administrative area.



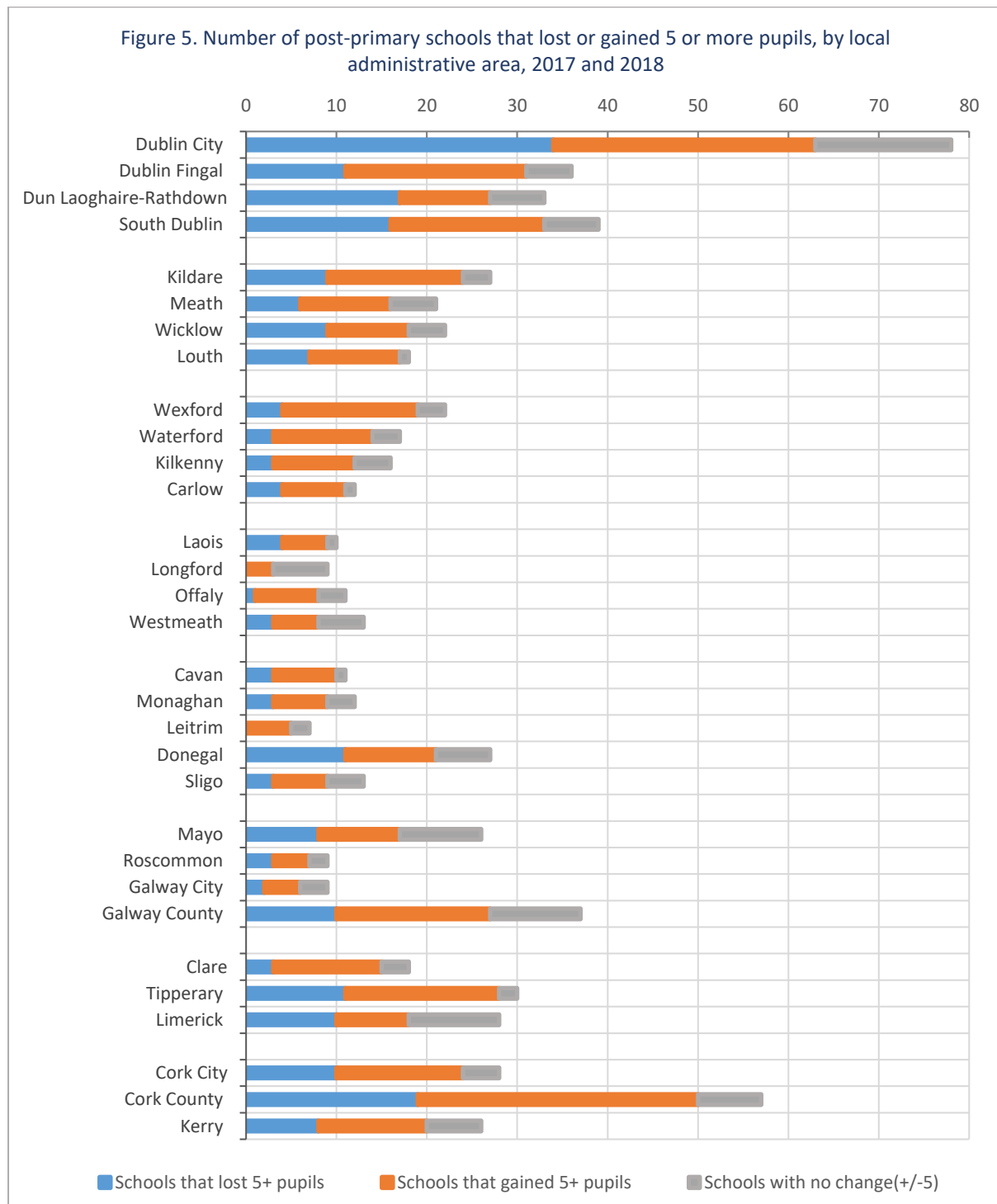
Fingal saw the largest increase with an additional 739 pupils, a rise of 3.3 per cent, while in Cork County enrolments increased by 526, reflecting a rise of 1.8 per cent. Louth, which increased by 436, had the largest percentage increase, rising by 3.3 per cent. While 7 counties saw their primary pupil enrolments fall over the past year all but Dublin City (down by 15 pupils) and Dun Laoghaire (down 104 pupils) saw their post-primary enrolments increase.

Map 2: Change in post-primary school enrolments by local administrative area, 2017 and 2018



There were 722 post-primary schools in September 2018, 7 more than a year previously. Both Dublin City and Fingal have 2 additional schools, while South Dublin, Galway County and Limerick all have 1 more. Of the 722 schools, just under half (344), saw their enrolments rise by 5 pupils or more, while 235 had fewer pupils than in 2017. The remainder saw no change (+/- 5).

The data presented in Figure 5 also shows how Dublin City has by far the largest number of post-primary schools; it also has among the smallest average size at 387, well below the national average of 509. The average size of schools is largest in Meath at 710, followed by Kildare with 696, while in Leitrim it is 367, the smallest in the country.



Background Notes:

The source for this data is the Annual Census for 2018/2019, which is returned via the Primary/Post-Primary Online Database. The primary level data is reporting enrolments in mainstream schools only. Data is anchored on the census data of 30th September 2018. Note that only schools aided by the Department of Education and Skills are included in this report.

This data is provisional and was published in February 2019. Final data will be published in June 2019. The final data will replace the provisional data.

Queries should be sent to statistics@education.gov.ie or by phone at 01-889 2085.

The detailed Excel data tables for previous years can be downloaded here: <https://www.education.ie/en/Publications/Statistics/Data-on-Individual-Schools/>